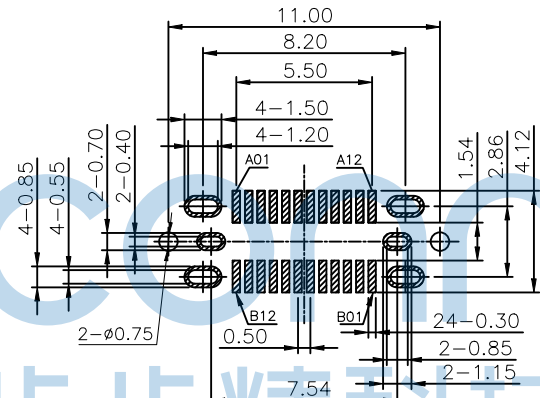
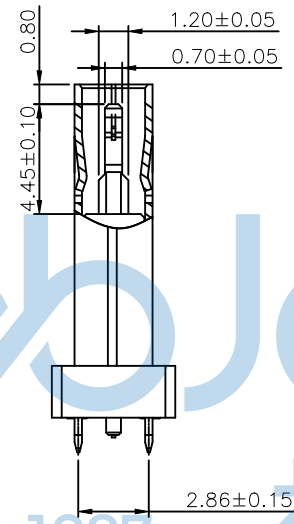
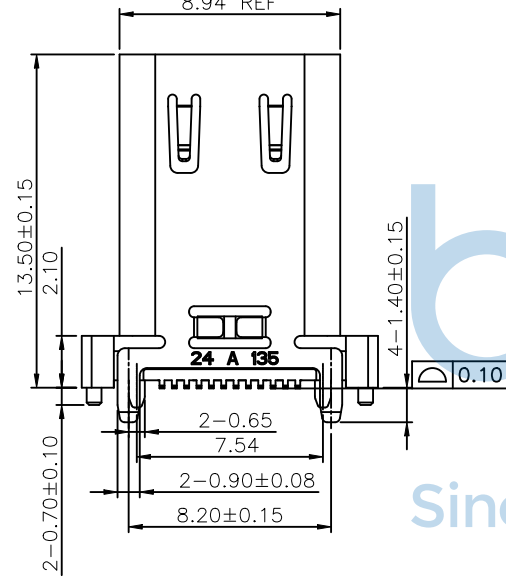
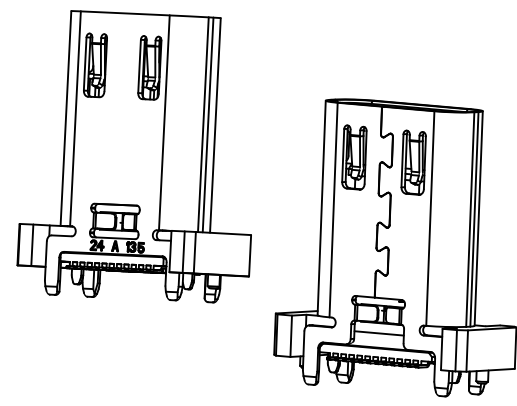
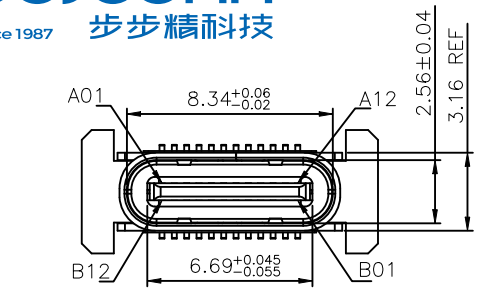
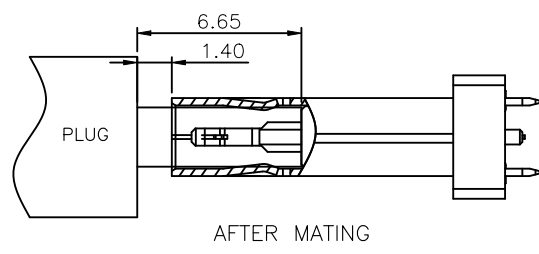
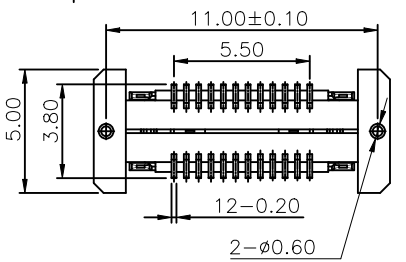


| REV. | ECN NO | CONTENT | DATE | ENGINEER |
|------|--------|-----------------|------|----------|
| A0 | | Initial release | / | TSP |

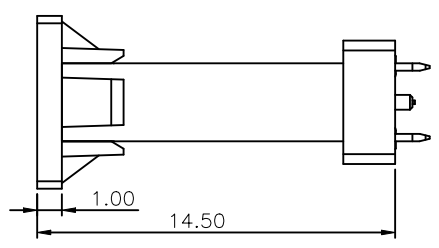
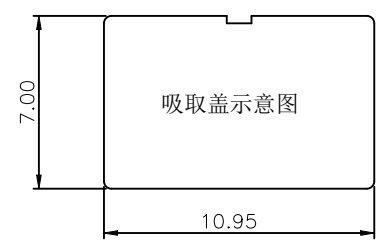


RECOMMENDED P.C.B. LAYOUT (俯视图)
TOLERANCE UNSPECIFIED ±0.05mm

- SPECIFICATION:
- ELECTRICAL:
 - CURRENT RATING:5A;
 - CONTACT RESISTANCE:40mΩ Max;
 - DIELECTRIC WITHSTANDING VOLTAGE:150V AC;
 - INSULATION RESISTANCE:150V DC/100 MΩ MIN;
 - MECHANICAL:
 - MATING FORCE:5~20N;
 - UNMATING FORCE:8~20N;
 - DURABILITY:10000 CYCLES;6~20N AFTER DURABILITY TEST;
 - MATERIAL:
 - HOUSING&MOLDING:LCP UL94V-0;
 - TERMINAL:C18400 T=0.12mm;
 - SHELL:SUS304 T=0.30mm;
 - MID PLATE:SUS304 T=0.15mm;
 - PLATING SPECIFICATION:
 - TERMINAL:CONTACT POINT GOLD PLATED 3u" MIN PIN WELDING AREA GOLD PLATED 3u" MIN.
 - SHELL:PLATED Ni 60u" MIN(Salt spray 48H)
 - ELECTROPLATED PRODUCTS NEED TO UNDERGO TIN ADHESION TESTING: THE TIN ADHESION AREA SHOULD REACH OVER 95%.
 - SMT REFLOW SOLDERING (PEAK VALUE 260 °C ± 5 ° C) SHALL BE FREE OF BLISTERING, GLUE MELTING AND POOR COLOR CHANGE (DEFORMATION WITHIN TOLERANCE)
 - OPERATING TEMPERATURE: -40°C~+85°C



| | | | |
|-----|-------------|-----|-------------|
| A1 | GND | B12 | GND |
| A2 | TX1+ | B11 | RX1+ |
| A3 | TX1- | B10 | RX1- |
| A4 | VBUS | B9 | VBUS |
| A5 | CC1 | B8 | SBU2 |
| A6 | D+ | B7 | Dn2 |
| A7 | D- | B6 | Dp2 |
| A8 | SBU1 | B5 | CC2 |
| A9 | VBUS | B4 | VBUS |
| A10 | TX2- | B3 | TX2- |
| A11 | TX2+ | B2 | TX2+ |
| A12 | GND | B1 | GND |
| PIN | SIGNAL NAME | PIN | SIGNAL NAME |



THIS DOCUMENT IS THE SOLE PROPERTY OF BBJconn Technology Co.,Ltd. Corporation AND SHOULD NOT BE USED IN WHOLE OR IN PART WITHOUT PRIOR WRITTEN PERMISSION.

PDWG.NO: 0366-2

APPD. JM_Zheng
CHKD. LYX
DR. TSP

深圳市步步精科技有限公司

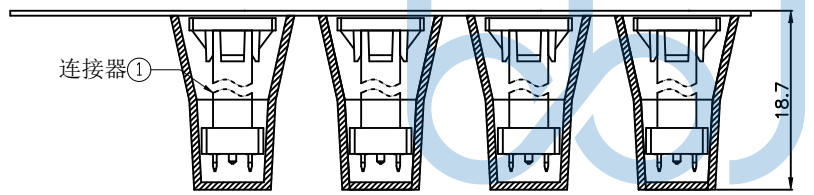
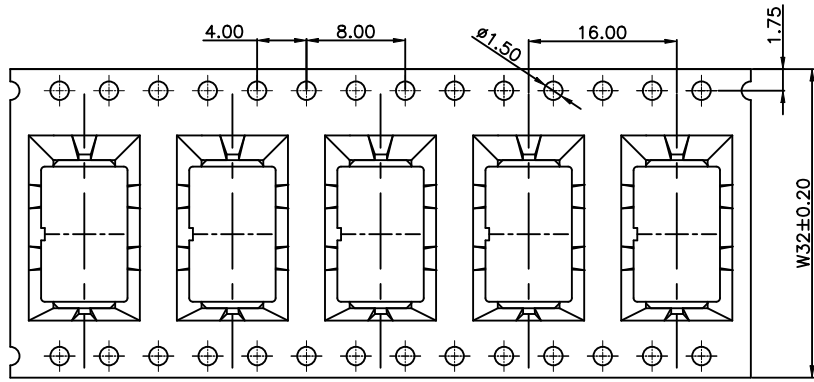
NAME: TYPE-C 24P 母座 直立式 四脚插 带柱 带弹 端子SMT H=13.50 A款

PJ. NO.: 126-224-240010-N5G
SIZE: A4 DRW NO.:

FINISH: SEE NOTES MAT'L.: SEE NOTES
SCALE: N/A REV.: A0 UNIT: mm PAGE: 1/2

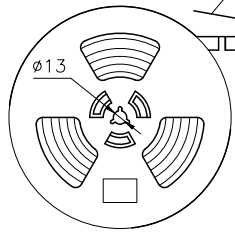
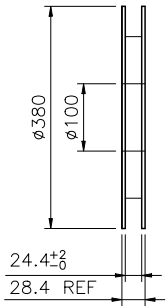


| | | | | |
|------|--------|-----------------|------|----------|
| REV. | ECN NO | CONTENT | DATE | ENGINEER |
| A0 | | Initial release | / | TSP |

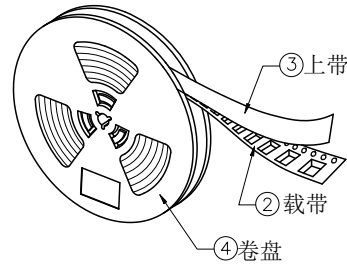


产品入载带示意图

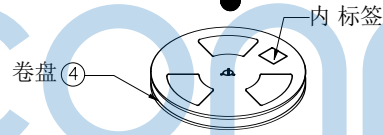
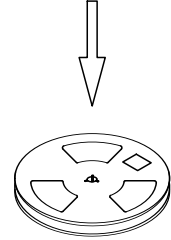
剥离角度: 165°~180°
剥离力: 40gf~120gf
用户取件方向



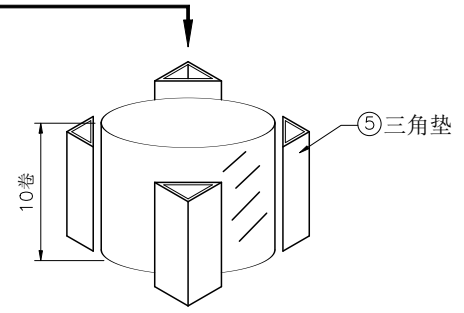
卷盘示意图



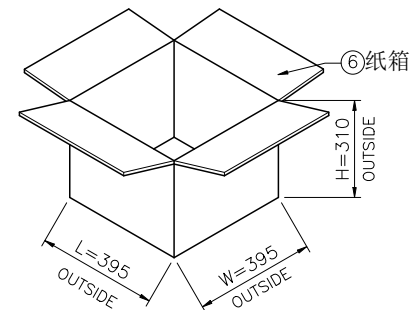
包装示意图



卷盘贴标签示意图



10盘产品叠层示意图



技术要求:

- 载带首尾各留出5PCS空格不装产品;
- 每穴放置1PCS产品, 每卷装320PCS产品, 放置方式如图所示;
- 将包装好的产品;每盘必需贴上内标签;将贴好内标签的产品每8盘堆叠.
- 在纸箱四角垫上4个三角垫, 然后把装好产品的卷盘放入纸箱中, 最后用胶带封箱; (如客户有要求, 请按客户要求包装出货)
- 上带与载带的剥离力: 40gf~120gf, 跳动量在30gf内; (剥离角度: 165°~180°, 剥离速度: 250~300mm/min)
- 产品符合RoHS环保标准要求.

| | | | |
|----|------|----------------------------|----------|
| 06 | 纸箱 | 395mm*395mm*310mm | 1 PCS |
| 05 | 三角垫 | 300mm*260mm*7mm | 4 PCS |
| 04 | 卷盘 | D=380mm, d=100mm, H=28.5mm | 8 PCS |
| 03 | 上带 | W=25.5mm, T=0.05mm | 5280 mm |
| 02 | 载带 | W=32mm, T=0.50mm, P=16.0mm | 5280 mm |
| 01 | 连接器 | 24PIN, SMT | 2560 PCS |
| 序号 | 物料名称 | 规格 | 描述 |



| | | | |
|---|----------|---|-----------------------------------|
| THIS DOCUMENT IS THE SOLE PROPERTY OF BBJconn Technology Co., Ltd. Corporation AND SHOULD NOT BE USED IN WHOLE OR IN PART WITHOUT PRIOR WRITTEN PERMISSION. | | 深圳市步步精科技有限公司 .X: ±0.38 X': ±3' .XX: ±0.25 X'': ±2' .XXX: ±0.13 XX': ±1' | |
| APPD. | JM_Zheng | NAME: TYPE-C 24P 母座 直立式 四脚插 带柱 带弹 端子SMT H=13.50 A款 | |
| CHKD. | LYX | PJ. NO.: 126-224-240010-N5G | |
| DR. | TSP | SIZE: A4 DRW NO.: | |
| PDWG.NO: | 0366-2 | FINISH: SEE NOTES MAT'L.: SEE NOTES | |
| | | SCALE: N/A | REV.: A0 UNIT: mm PAGE: 2/2 |