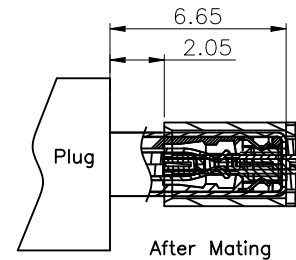
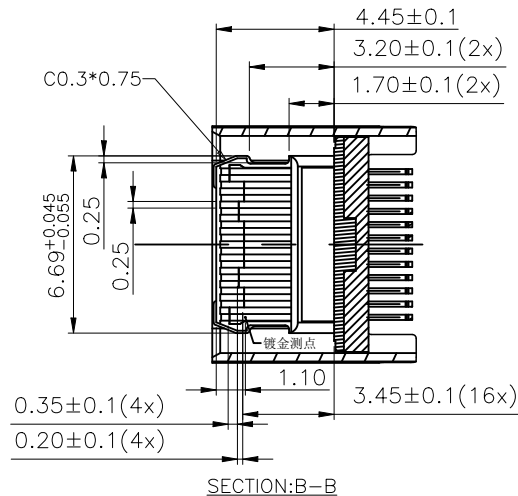
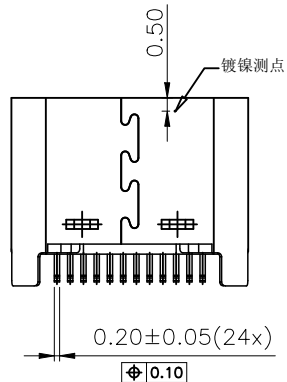
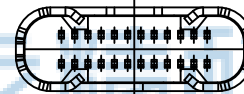
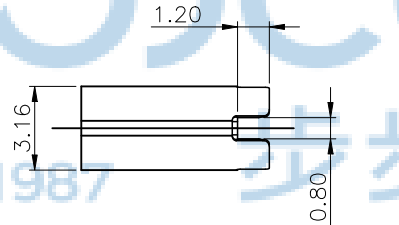
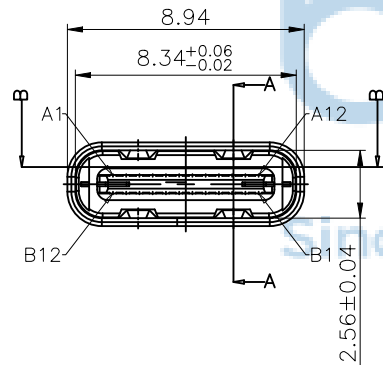
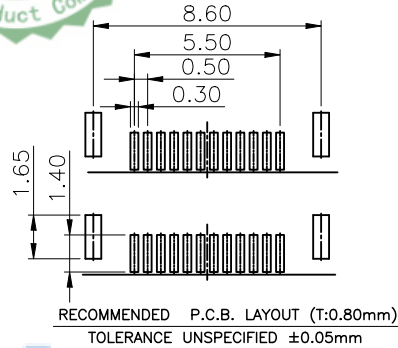
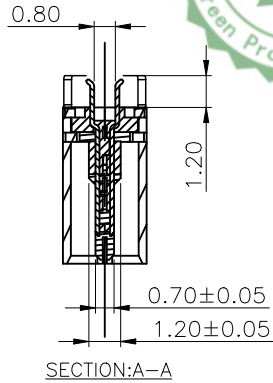
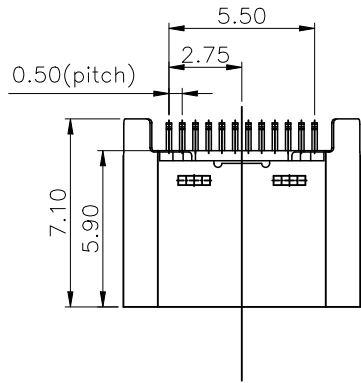




REV	ECN NO	CONTENT	DATE	ENGINEER
A0		INITIAL RELEASE	/	SGF

NOTE:

- MATERIAL SPECIFICATION:
 - HOUSING: LCP BK,UL94 V-0,
 - CONTACTS: C7025 T=0.15MM
 - MID PLATE: SUS 301 T=0.15MM
 - FRONT SHELL: SUS 304 T=0.30MM
- PLATING SPECIFICATION:
 - CONTACTS: Ni 50u" MIN. UNDER PLATED OVER ALL. Au PLATED ON THE FUNCTIONAL AREA OF CONTACT. (GOLD PLATING THICKNESS GOLD FLASH)
 - FRONT SHELL: Ni 30u" MIN. UNDER PLATED OVER ALL.
 - SHIELD PLATE&EMI PLATE: CLEAR ONLY
- MECHANICAL PERFORMANCE,
 - INSERTION FORCE: 0.5~2.0kgf.
 - REMOVAL FORCE: 0.8kgf~2.0kgf.
 - DURABILITY: 10000 CYCLES.
- ELECTRICAL PERFORMANCE,
 - CURRENT RATING:3.0A FOR VBUS; 1.25A MAX FOR OTHER. VOLTAGE RATING:5.0V
 - LLCR: VBUS & GND PINS AND OTHER PINS: 40mΩ/PIN MAX. SHIELD: 50mΩ/MAX. LLCR MAX. CHANGE OF ALL PINS: 10mΩ.
 - INSULATION RESISTANCE: 100MΩ MIN
 - DIELECTRIC WITHSTAND VOLTAGE,AC 100V FOR 1 MINUTE.
- ENVIRONMENTAL PERFORMANCE:
 - OPERATING TEMPERATURE: -25°C~+85°C.
- IR REFLOW:
 - THE PEAK TEMPERATURE ON THE BOARD SHALL BE MAINTAINED FOR 10 SECONDS AT 260°C.
- SALT SPRAY TEST:24H



USB TYPE-C PIN ASSIGNMENTS

PIN NUMBER	SIGNAL NAME	PIN NUMBER	SIGNAL NAME
A1	GND	B12	GND
A2	SSTxp1	B11	SSRXp1
A3	SSTXn1	B10	SSRXn1
A4	VBUS	B9	VBUS
A5	CC1	B8	SBU2
A6	Dp1	B7	Dn2
A7	Dn1	B6	Dp2
A8	SBU1	B5	CC2
A9	VBUS	B4	VBUS
A10	SSRXn2	B3	SSTXn2
A11	SSRXp2	B2	SSTXp2
A12	GND	B1	GND

THIS DOCUMENT IS THE SOLE PROPERTY OF BBJconn Technology Co.,Ltd. Corporation AND SHOULD NOT BE USED IN WHOLE PRIOR WRITTEN PERMISSION. PDWG NO: 0500-1

深圳市步步精科技有限公司

NAME: TYPE-C 24P 母座 直立式 夹板0.80 H=5.9 短脚 不锈钢外壳 LCP黑色 盒装

PJ NO: 126-224-240009-J8G

SIZE:A4 | DRW NO:

FINISH:SEE NOTES | MAT'L:SEE NOTES

SCALE:N/A | REV:A0 | UNIT:mm | PAGE:1/2

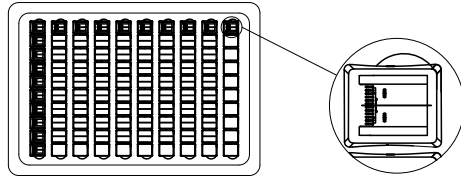
APPD: JM_Zheng | CHKD: LYX | DR: SGF

尺寸: .X: ±0.38 X': ±3" .XX: ±0.25 X'': ±2" .XXX: ±0.13 .XX': ±1"

REV	ECN NO	CONTENT	DATE	ENGINEER
AO		INITIAL RELEASE	/	SGF

一. 将成品依同一方向放入真空盘内, 如图所示.

At same direction, put product onto the tray.
Direction refers to below drawing.



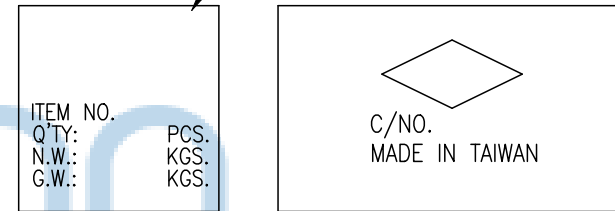
VIEW-1

- 二.
- 一只纸箱可放置之包装盘(包括上盖)见下表.
 - 1) trays per carton, please see next table.
 - 2) The Q'ty of products per carton please see next tabel.
 - 将装满成品的真空盘用 PE带捆紧后放在塑胶袋内, 装完后再封箱.
 - Bind the trays with PE tape and then, put them into the poly bag. Seal the carton with tape.

三.

- 1). 将标签贴于纸箱侧麦上方.
Stick the needful label On the up-right corner of the side of carton.

标签黏贴处
Location of
Sticking lable



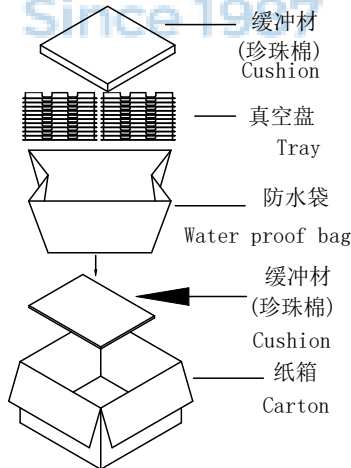
VIEW-3

备注(REMARK)

1. 若有未装满之零数箱, 必须以缓冲材塞满.
The unfilling-carton must be filled with assuagement.
2. 防水袋需用胶带贴实且封口.
waterproof plastic bag must be folded up.
3. 装满成品后之外箱, 最大堆积箱数: 5箱
About the box fully filled with products, the MAX accumulating quantity of boxes is 5.
4. 如须贴Bar-code, 请依Bar-code作业办法执行
If barcode lable is required, do it according to the related barcode lable operation standards.



VIEW-2



包装明细表 (The detail of the packing)					
包装容量 (Packing Capacity)			重量 Weight (Kg)		
pcs/box	boxes/Carton	Pcs/Box	N.W./Pcs	N.W./Box	G.W./Box
100	80	8000			

THIS DOCUMENT IS THE SOLE PROPERTY OF BBJconn Technology Co.,Ltd. Corporation AND SHOULD NOT BE USED IN WHOLE PRIOR WRITTEN PERMISSION.	.X: ±0.38 X': ±3'		NAME: TYPE-C 24P 母座 直立式 夹板0.80 H=5.9	
	.XX: ±0.25 X'': ±2'		短脚 不锈钢外壳 LCP黑色 盒装	
	.XXX: ±0.13 X''': ±1'		PJ NO: 126-224-240009-J8G	
	APPD JM_Zheng		SIZE:A4 DRW NO:	
PDWG NO: 0500-1	CHKD LYX	FINISH:SEE NOTES		MAT'L:SEE NOTES
	DR SGF	SCALE:N/A		REV:AO UNIT:mm PAGE:2/2