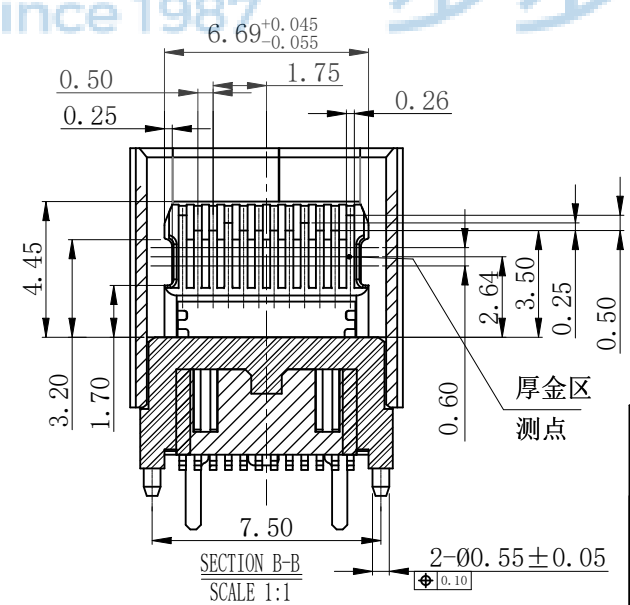
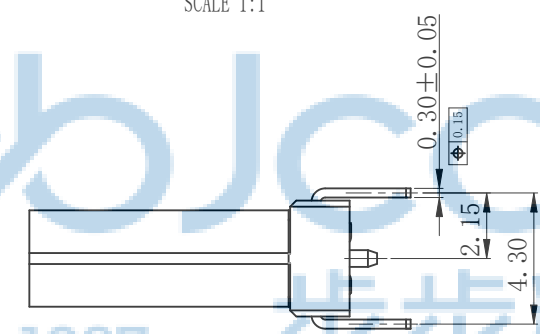
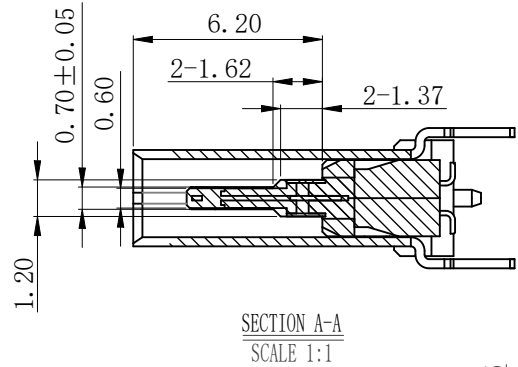
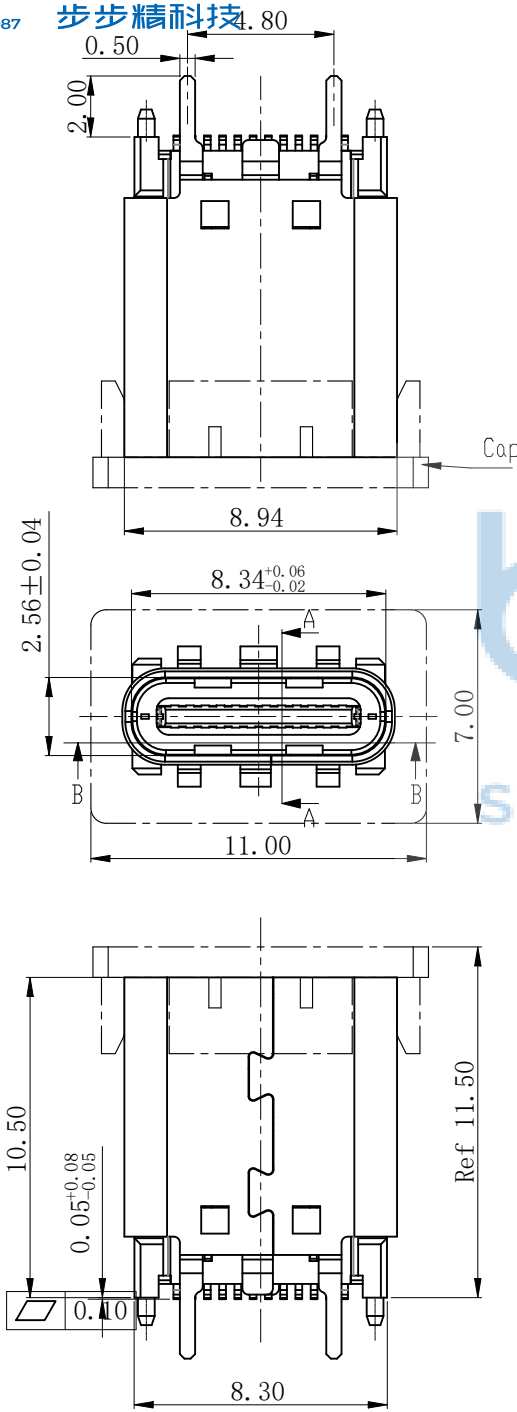


REV.	ECN NO	CONTENT	DATE	ENGINEER
A0		New issue	2019 10.23	
A1		更新包装数量,由450/卷改400/卷	2023 07.08	

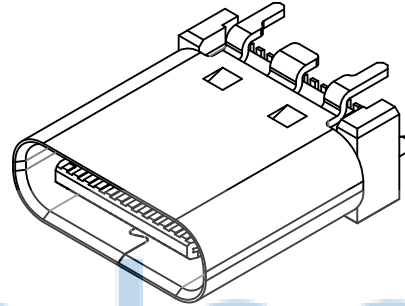
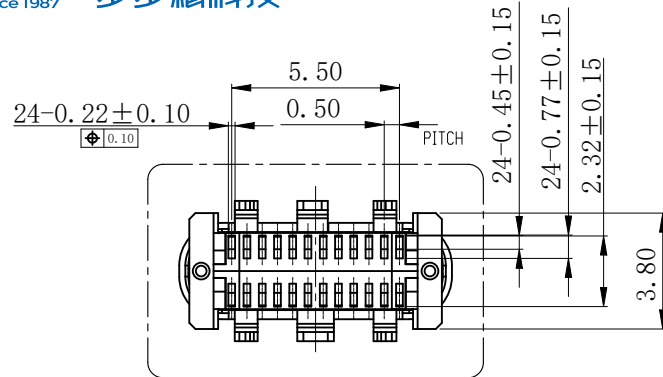


- NOTES:
- MATERIAL:
 - MOLDING: LCP UL94 V-0
 - CONTACT: COPPER ALLOY.
 - PLATED GOLD ON CONTACT AREA, G/F GOLD ON SOLDER AREA, 50u" NICKEL PLATING OVER ALL.
 - SHELL: SUS304-H, T=0.30±0.03mm
 - 50u" NICKEL PLATING OVER ALL.
 - EMI SHILD: SUS304-H, T=0.12±0.03mm
 - LATCH: SUS301-H, T=0.15±0.03mm
 - MECHANICAL:
 - INSERTION: 5~20N.
 - EXTRACTION: 8~20N.
 - DURABILITY: 10000 CYCLES
 - ELECTRICAL:
 - CURRENT: 5A MAX FOR VBUS; 1.25A MAX FOR OTHER.
 - VOLTAGE: 20VDC MAX
 - WITHSTANDING VOLTAGE: 100V AC.
 - CONTACT RESISTANCE: 40mΩ MAX.
 - INSULATION RESISTANCE: 100MΩ MIN.
 - ENVIRONMENTAL
 - TEMPERATURE RANGE: -30° C TO +80° C



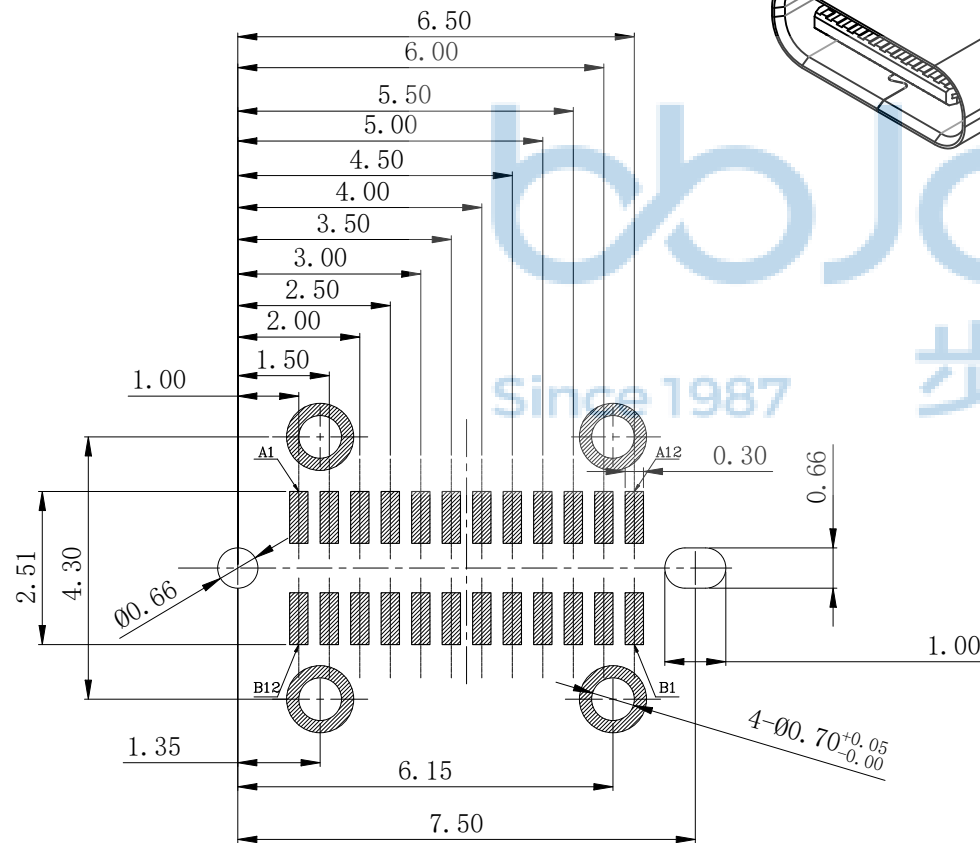
THIS DOCUMENT IS THE SOLE PROPERTY OF BBJconn Technology Co., Ltd. Corporation AND SHOULD NOT BE USED IN WHOLE OR IN PART WITHOUT PRIOR WRITTEN PERMISSION.		深圳市步步精科技有限公司	
.X: ±0.38 .XX: ±0.25 .XXX: ±0.13 X': ±3" .X': ±2" .XX': ±1"		NAME: TYPE-C 24P 母座 直立式 H=10.5 六脚插 带柱 端子SMT 脚长2.0	
APPD.	JM_Zheng	PJ. NO.: UC.01.62-1W-0010	
CHKD.	LYX	SIZE: A4 DRW NO.:	
PDWG.NO:	0228-1	FINISH: SEE NOTES	MAT'L.: SEE NOTES
DR.	LHC	SCALE: N/A	REV.: A1 UNIT: mm PAGE: 1/4

REV.	ECN NO	CONTENT	DATE	ENGINEER
A0		New issue	2019 10.23	
A1		更新包装数量,由450/卷改400/卷	2023 07.08	



USB TYPE-C FULL-FEATURED RECEPTACLE INTERFACE PIN ASSIGNMENTS

PIN	Signal Name	Description	PIN	Signal Name	Description
A1	GND	Ground return	B12	GND	Ground return
A2	SSTXp1	Positive half of first SuperSpeed TX differential pair	B11	SSRXp1	Positive half of first SuperSpeed RX differential pair
A3	SSTXn1	Negative half of first SuperSpeed TX differential pair	B10	SSRXn1	Negative half of first SuperSpeed RX differential pair
A4	VBUS	Bus Power	B9	VBUS	Bus Power
A5	CC1	Configuration Channel	B8	SBU2	Sideband Use (SBU)
A6	Dp1	Positive half of the USB 2.0 differential pair-Position 1	B7	Dn2	Negative half of the USB 2.0 differential pair-Position 2
A7	Dn1	Negative half of the USB 2.0 differential pair-Position 1	B6	Dp2	Positive half of the USB 2.0 differential pair-Position 2
A8	SBU1	Sideband Use(SBU)	B5	CC2	Configuration Channel
A9	VBUS	Bus Power	B4	VBUS	Bus Power
A10	SSRXn2	Negative half of second SuperSpeed RX differential pair	B3	SSTXn2	Negative half of second SuperSpeed TX differential pair
A11	SSRXp2	Positive half of second SuperSpeed RX differential pair	B2	SSTXp2	Positive half of second SuperSpeed TX differential pair
A12	GND	Ground return	B1	GND	Ground return



RECOMMENDED P.C.B. LAYOUT (T:1.00mm)
TOLERANCE UNSPECIFIED ±0.05mm
SCALE 2:1

THIS DOCUMENT IS THE SOLE PROPERTY OF BBJconn Technology Co.,Ltd. Corporation AND SHOULD NOT BE USED IN WHOLE OR IN PART WITHOUT PRIOR WRITTEN PERMISSION.

PDWG.NO: 0228-1

深圳市步步精科技有限公司

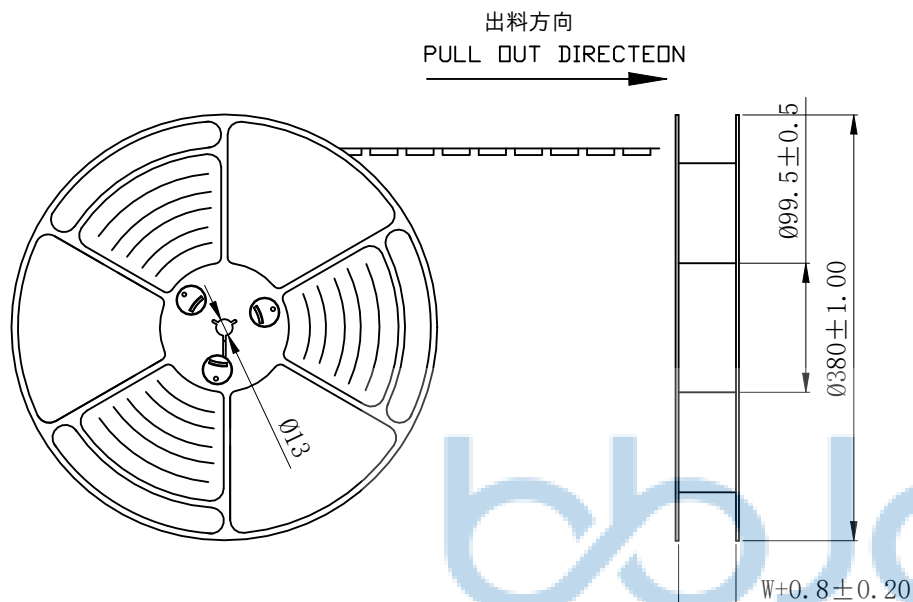
NAME: TYPE-C 24P 母座 直立式 H=10.5 六脚插 带柱 端子SMT 脚长2.0

PJ. NO.: UC.01.62-1W-0010
SIZE: A4 DRW NO.:

FINISH: SEE NOTES MAT'L.: SEE NOTES
SCALE: N/A REV.: A1 UNIT: mm PAGE: 2/4

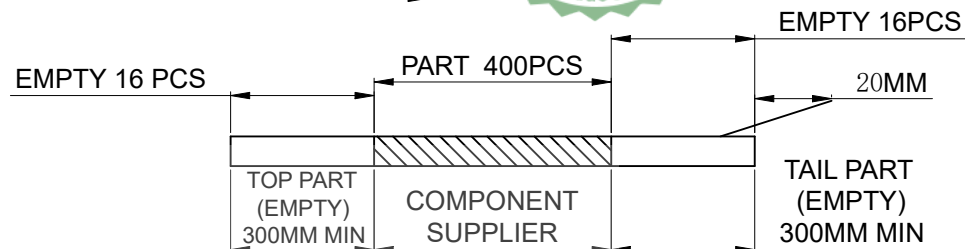
APPD.	JM_Zheng
CHKD.	LYX
DR.	LHC

REV.	ECN NO	CONTENT	DATE	ENGINEER
A0		New issue	2019 10.23	
A1		更新包装数量, 由450/卷改400/卷	2023 07.08	



NOTES

1. 帶子引導長度
LEAD TAPE LENGTH
出料方向
PULL OUT DIRECTEON



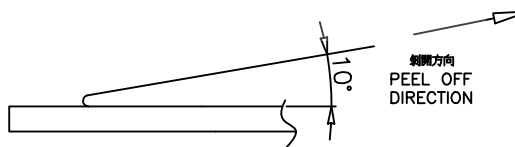
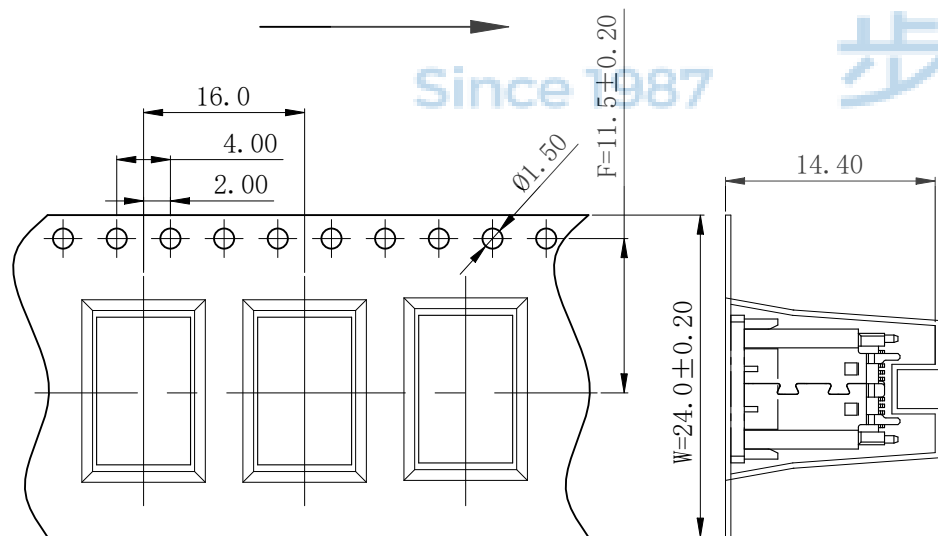
2. 上帶 剝力力為: 0.1~1.3N(10.2gf~130gf)
PEELING OFF FORCE OF TOP TAPE: 0.1~1.3N(10.2gf~130gf)

出貨運輸過程中一定注意:

THIS REQUIREMENT SHOULD BE APPLIED AT SHIPMENT:

卷帶在運輸過程中不能散開

PEELING OFF SHOULD NOT BE ALLOWED DURING TRANSPORTATION

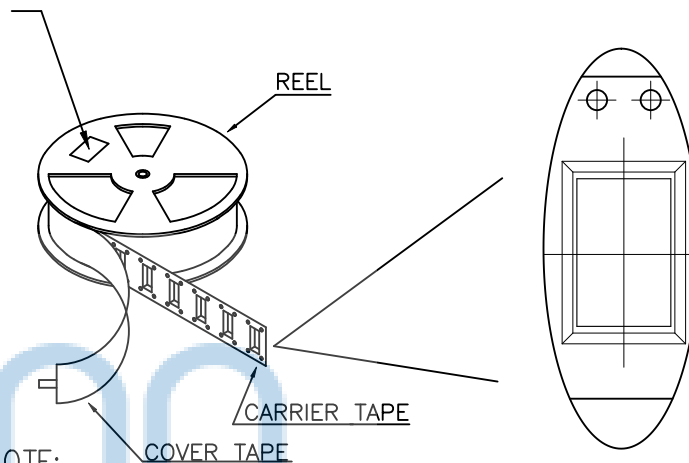


THIS DOCUMENT IS THE SOLE PROPERTY OF BBJconn Technology Co., Ltd. Corporation AND SHOULD NOT BE USED IN WHOLE OR IN PART WITHOUT PRIOR WRITTEN PERMISSION.		深圳市步步精科技有限公司 .X: ±0.38 X': ±3' NAME: TYPE-C 24P 母座 直立式 H=10.5 .XX: ±0.25 .X': ±2' 六脚插 带柱 端子SMT 脚长2.0 .XXX: ±0.13 .XX': ±1'	
APPD.	JM_Zheng	PJ. NO.: UC.01.62-1W-0010 SIZE: A4 DRW NO.:	FINISH: SEE NOTES MAT'L.: SEE NOTES SCALE: N/A REV.: A1 UNIT: mm PAGE: 3/4
CHKD.	LYX		
PDWG.NO:	0228-1	DR.	LHC

REV.	ECN NO	CONTENT	DATE	ENGINEER
A0		New issue	2019 10.23	
A1		更新包装数量, 由450/卷改400/卷	2023 07.08	

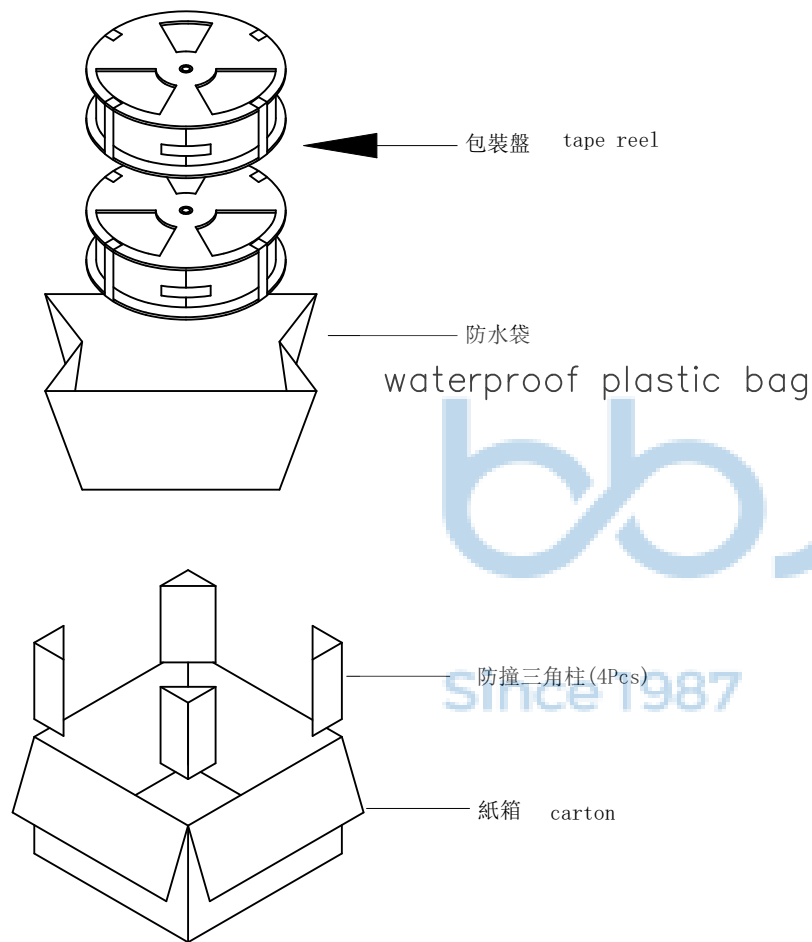
at small positioning hole of the carrier tape side).
標籤黏貼處 (朝捲裝包材的小定位孔一側)

Location of label sticking (label)



NOTE:

1. 每捲包裝數量及每箱裝箱數量如左下表格。
Packing qty of each reel & carton as below table shown.
2. 以上膠帶覆蓋下包裝帶經包裝機熱熔包裝
Use cover tape to cover and hot melt machine to seal up.
3. 將裝滿產品的卷盤放入紙箱并以膠帶封口
Put reels in the carton and use adhesive tape to seal up.



包裝數量 (PACKING CAPACITY)			重量 WEIGHT (Kg)		
PCS/REEL	REELS/CARTON	PCS/CARTON	N.W./PCS	N.W./BOX	G.W./BOX
400	10	4000	0.87g	7.20Kg	

THIS DOCUMENT IS THE SOLE PROPERTY OF BBJconn Technology Co., Ltd. Corporation AND SHOULD NOT BE USED IN WHOLE OR IN PART WITHOUT PRIOR WRITTEN PERMISSION.		PDWG.NO: 0228-1		深圳市步步精科技有限公司 .X: ±0.38 X': ±3" .XX: ±0.25 .X': ±2" .XXX: ±0.13 .XX': ±1"		NAME: TYPE-C 24P 母座 直立式 H=10.5 六脚插 带柱 端子SMT 脚长2.0	
APPD.	JM_Zheng	PJ. NO.: UC.01.62-1W-0010		SIZE: A4		DRW NO.:	
CHKD.	LYX	FINISH: SEE NOTES		MAT'L: SEE NOTES			
DR.	LHC	SCALE: N/A		REV.: A1	UNIT: mm	PAGE: 4/4	