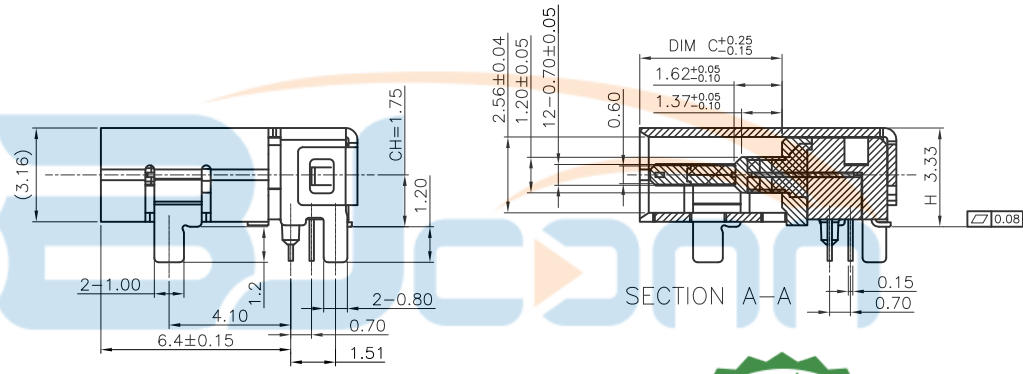
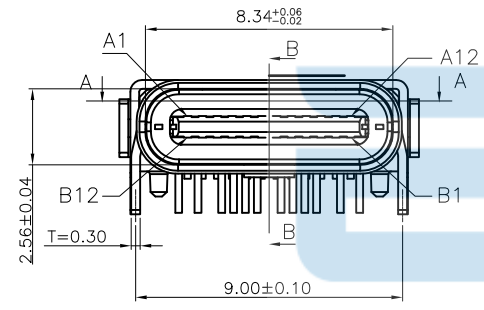
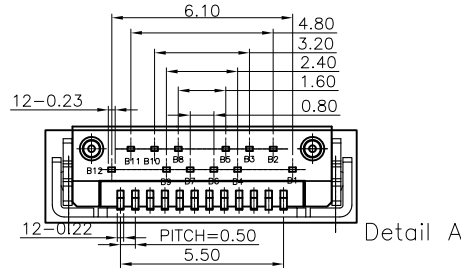
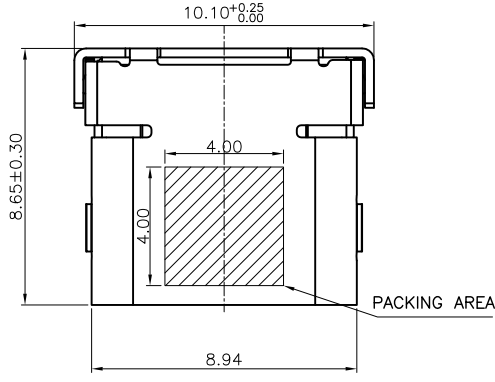




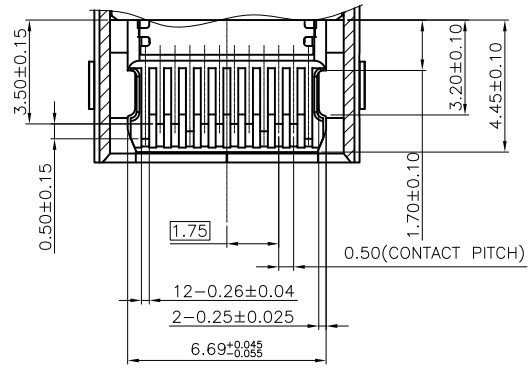
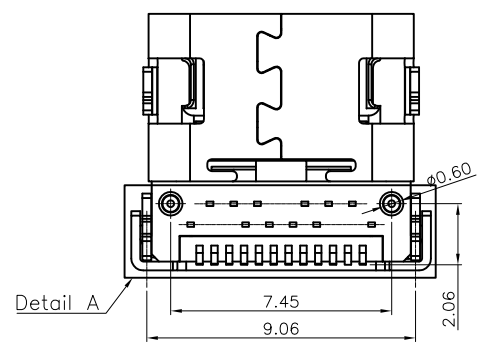
REV.	DESCRIPTION	NAME	DATE
A	NEWS ISSUE		



- NOTES:
- MATERIAL:
 - MOLDING: LCP UL94 V-0
 - CONTACT: COPPER ALLOY.
 - PLATED GOLD ON CONTACT AREA,
 - 1u GOLD ON SOLDER AREA,
 - 50u" NICKEL PLATING OVER ALL.
 - SHELL: SUS304-H, T=0.30±0.03mm
 - 50u" NICKEL PLATING OVER ALL.
 - EMI SHILD: SUS304-H, T=0.12±0.03mm
 - LATCH: SUS301-H, T=0.15±0.03mm
- MECHANICAL:
 - INSERTION: 5~20N.
 - EXTRACTION: 8~20N.
 - DURABILITY: 10000 CYCLES
 - ELECTRICAL:
 - CURRENT: 5A MAX FOR VBUS;
 - 1.25A FOR GND, 0.25A FOR OTHER OTHER.
 - VOLTAGE: 20VDC MAX
 - WITHSTANDING VOLTAGE: 100V AC.
 - CONTACT RESISTANCE: 40mΩ MAX.
 - INSULATION RESISTANCE: 100MΩ MIN.
 - ENVIRONMENTAL:
 - TEMPERATURE RANGE: -55° C TO +80° C



NO	DIM A	DIM B	DIM C
1	10.0	7.75	6.2
2	8.65	6.4	4.85
	--	--	--

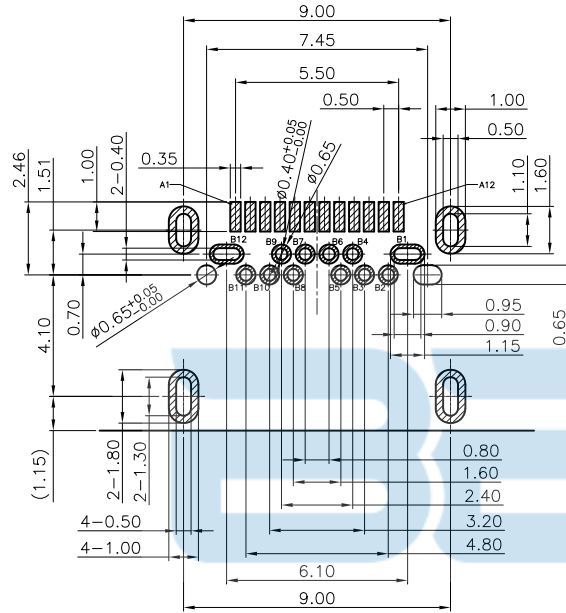


TOLERANCE UNSPECIFIED		.0 ±0.35		.00 ±0.25		.000 ±0.15		X. ° ±2.00°		CUSTOMER DRAWING	
DRAWN/ DATE		设计 TSP		SIZE: A4	UNIT: MM.	PART. NO: 126-223-240035-T7G		深圳市步步精科技有限公司			
CHECKED/ DATE		审核 LYX		SCALE: 1:1		PROJECTION		REV.: 版本			
APPROVED/ DATE		核准 LJP		DWG. PATH		0228-1		SHEET: 页码			



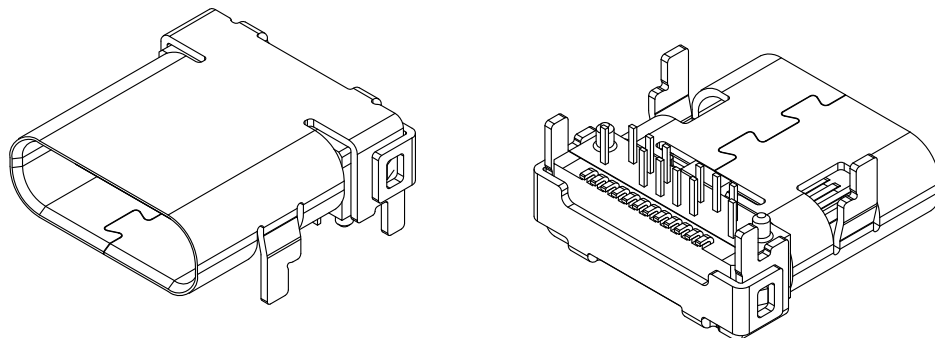
REV.	DESCRIPTION	NAME	DATE
A	NEWS ISSUE		

USB TYPE-C FULL-FEATURED RECEPTACLE INTERFACE PIN ASSIGNMENTS



RECOMMEND P.C.B LAYOUT (COMPONENT SIDE)
 TOLERANCE FOR PCB LAYOUT IS ± 0.05
 KEEP OUT AREA

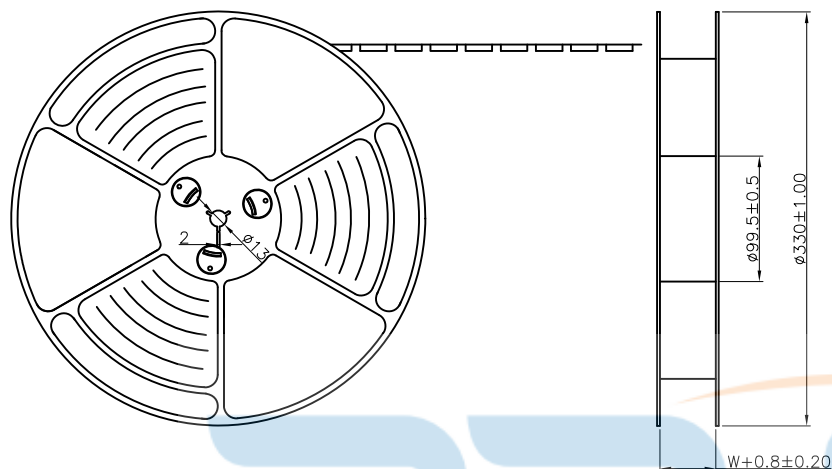
PIN	Signal Name	Description	PIN	Signal Name	Description
A1	GND	Ground return	B12	GND	Ground return
A2	SSTXp1	Positive half of first SuperSpeed TX differential pair	B11	SSRXp1	Positive half of first SuperSpeed RX differential pair
A3	SSTXn1	Negative half of first SuperSpeed TX differential pair	B10	SSRXn1	Negative half of first SuperSpeed RX differential pair
A4	VBUS	Bus Power	B9	VBUS	Bus Power
A5	CC1	Configuration Channel	B8	SBU2	Sideband Use (SBU)
A6	Dp1	Positive half of the USB 2.0 differential pair-Position 1	B7	Dn2	Negative half of the USB 2.0 differential pair-Position 2
A7	Dn1	Negative half of the USB 2.0 differential pair-Position 1	B6	Dp2	Positive half of the USB 2.0 differential pair-Position 2
A8	SBU1	Sideband Use (SBU)	B5	CC2	Configuraation Channel
A9	VBUS	Bus Power	B4	VBUS	Bus Power
A10	SSRXn2	Negative half of second SuperSpeed RX differential pair	B3	SSTXn2	Negative half of second SuperSpeed TX differential pair
A11	SSRXp2	Positive half of second SuperSpeed RX differential pair	B2	SSTXp2	Positive half of second SuperSpeed TX differential pair
A12	GND	Ground return	B1	GND	Ground return



TOLERANCE UNSPECIFIED		深圳市步步精科技有限公司 TITLE: TYPE-C 24PIN 母座 L=8.65 CH=1.75 板上单壳 带柱 端子SMT+DIP 脚长1.2 镀金1u					
.0	± 0.35						
.00	± 0.25	DRAWN/ DATE	设计 TSP	SIZE:A4	UNIT:MM.	PART. NO:	126-223-240035-T7G
.000	± 0.15	CHECKED/ DATE	审核 LYX	SCALE: 1:1	PROJECTION		REV.: 版本
X. °	$\pm 2.00^\circ$	APPROVED/ DATE	核准 LJP	DWG. PATH		0228-1	SHEET: 页码
CUSTOMER DRAWING							

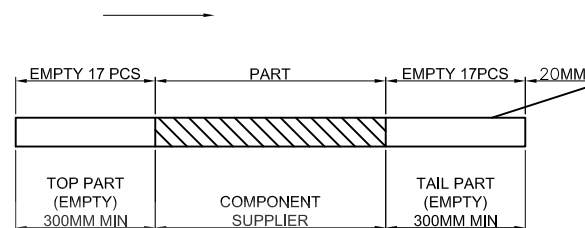


出料方向
PULL OUT DIRECTEON

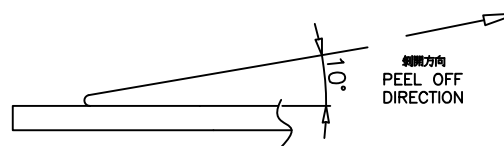
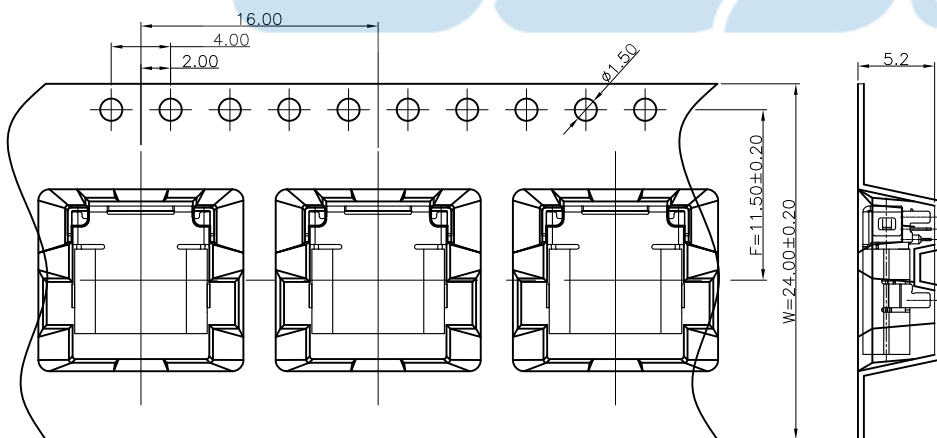


NOTES

- 1.帶子引導長度
LEAD TAPE LENGTH
出料方向
PULL OUT DIRECTEON



- 2.上帶剝力力為：0.1~1.3N(10.2gf~130gf)
PEELING OFF FORCE OF TOP TAPE:0.1~1.3N(10.2gf~130gf)
出貨運輸過程中一定注意：
THIS REQUIREMENT SHOULD BE APPLIED AT SHIPMENT：
卷帶在運輸過程中不能散開
PEELING OFF SHOULD NOT BE ALLOWED DURING TRANSPORTATION



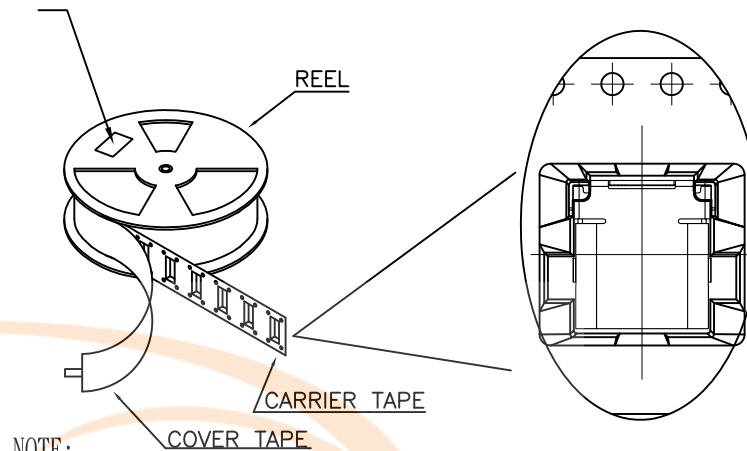
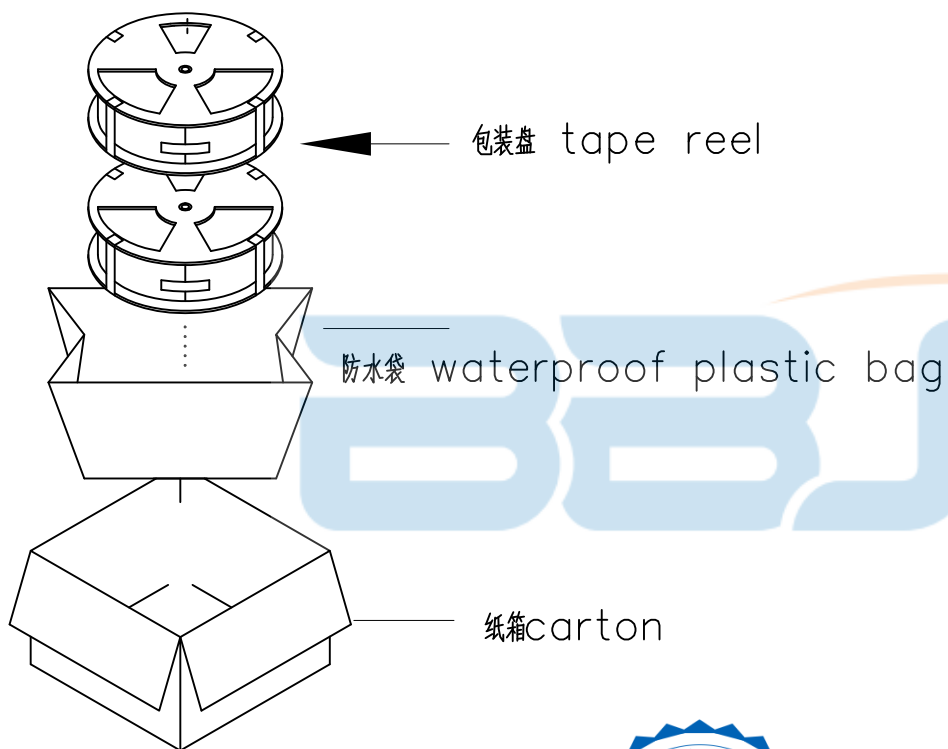
TOLERANCE UNSPECIFIED		深圳市步步精科技有限公司 TITLE: TYPE-C 24PIN 母座 L=8.65 CH=1.75 板上单壳 带柱 端子SMT+DIP 脚长1.2 镀金1u					
.0	±0.35						
.00	±0.25	DRAWN/ DATE	设计 TSP	SIZE:A4	UNIT:MM.	PART. NO: 126-223-240035-T7G	
.000	±0.15	CHECKED/ DATE	审核 LYX	SCALE: 1:1		PROJECTION	REV.: 版本
X. °	±2.00°	APPROVED/ DATE	核准 LJP	DWG. PATH	0228-1		SHEET: 页码
CUSTOMER DRAWING							



REV.	DESCRIPTION	NAME	DATE
A	NEWS ISSUE		

Location of label sticking (label at small positioning hole of the carrier tape side).

标签粘贴处 (朝卷装包材的小定位孔一侧)



NOTE:

1. 每捲包裝數量及每箱裝箱數量如左下表格。
Packing q'ty of each reel & carton as below table shown.
2. 以上膠帶覆蓋下包裝帶經包裝機熱熔包裝
Use cover tape to cover and hot melt machine to seal up.
3. 將裝滿產品的卷盤放入紙箱并以膠帶封口
Put reels in the carton and use adhesive tape to seal up.



TOLERANCE UNSPECIFIED		深圳市步步精科技有限公司	
.0	±0.35	TITLE:	
.00	±0.25	TYPE-C 24PIN 母座 L=8.65 CH=1.75 板上单壳 带柱 端子SMT+DIP 脚长1.2 镀金1u	
.000	±0.15	DRAWN/ DATE	设计 TSP
X. °	±2.00°	CHECKED/ DATE	审核 LYX
CUSTOMER DRAWING		APPROVED/ DATE	核准 LJP
SIZE: A4	UNIT: MM.	PART. NO:	126-223-240035-T7G
SCALE: 1:1	PROJECTION	REV.:	版本
DWG. PATH		SHEET:	页码

包装容量 (PACKING CAPACITY)			重量 WEIGHT (Kg)		
PCS/REEL	REELS/CARTON	PCS/CARTON	N.W./PCS	N.W./BOX	G.W./BOX
800	10	8000	0.786	6.22Kg	7.0Kg